

## PUTTING IT ON




- Attach the bottom piece onto the device

## TAKING IT OFF



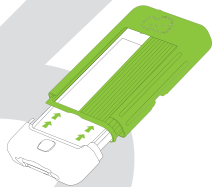
- Close the protective sliding screen



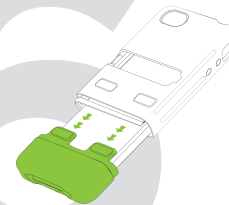
- Keep the protective sliding screen inside the top part of the case



- Push in the two release buttons



- Slide the bottom up towards the top until it clicks, securely locking it



- Simultaneously pull off the bottom part of the case